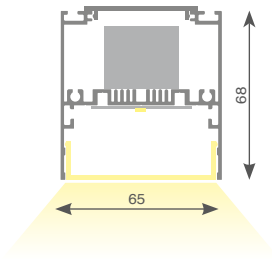


LEDLiner65 - Ready To Go Down




Included

Suspended:


- Profile
- Top cover
- End Caps
- LED Modules 3000K - Ra80
- PC Cover down
- Standard "Y" suspension (2100mm)
- Mounting connecting box
- Power supply cable (2100mm)

Surface Mounted:

- Profile
- End Caps
- LED Modules 3000K - Ra80
- PC Cover down



Suspension set incl. (suspended version):



Opal cover:
770.xx.xx.RTG.x



Prismatic cover:
770.xx.xx.RTG.x.P
Prismatic

Available color
Aluminium Anodised
Matt White Texture
Matt Grey Texture
Matt Anthracite Text.
Matt Black Texture

Color Code
 000.00.**10**.RTG.0
 000.00.**01**.RTG.0
 000.00.**18**.RTG.0
 000.00.**07**.RTG.0
 000.00.**03**.RTG.0

Available colors: 000.00.**xx**.RTG.0

Non dimmable

Suspended

S 1161mm - 4400lm - 29W	770.24. xx .RTG.1
M 1724mm - 6600lm - 43.5W	770.24. xx .RTG.2
L 2287mm - 8800lm - 58W	770.24. xx .RTG.3
XL 3412mm - 13200lm - 87W	770.24. xx .RTG.4

Surface Mounted

S 1161mm - 4400lm - 29W	770.24. xx .RTG.5
M 1724mm - 6600lm - 43.5W	770.24. xx .RTG.6
L 2287mm - 8800lm - 58W	770.24. xx .RTG.7
XL 3412mm - 13200lm - 87W	770.24. xx .RTG.8

1-10V dimmable

Suspended

S 1161mm - 4400lm - 29W	770.25. xx .RTG.1
M 1724mm - 6600lm - 43.5W	770.25. xx .RTG.2
L 2287mm - 8800lm - 58W	770.25. xx .RTG.3
XL 3412mm - 13200lm - 87W	770.25. xx .RTG.4

Surface Mounted

S 1161mm - 4400lm - 29W	770.25. xx .RTG.5
M 1724mm - 6600lm - 43.5W	770.25. xx .RTG.6
L 2287mm - 8800lm - 58W	770.25. xx .RTG.7
XL 3412mm - 13200lm - 87W	770.25. xx .RTG.8

Touch & Dali dimmable

Suspended

S 1161mm - 4400lm - 29W	770.26. xx .RTG.1
M 1724mm - 6600lm - 43.5W	770.26. xx .RTG.2
L 2287mm - 8800lm - 58W	770.26. xx .RTG.3
XL 3412mm - 13200lm - 87W	770.26. xx .RTG.4

Surface Mounted

S 1161mm - 4400lm - 29W	770.26. xx .RTG.5
M 1724mm - 6600lm - 43.5W	770.26. xx .RTG.6
L 2287mm - 8800lm - 58W	770.26. xx .RTG.7
XL 3412mm - 13200lm - 87W	770.26. xx .RTG.8

PC Cover



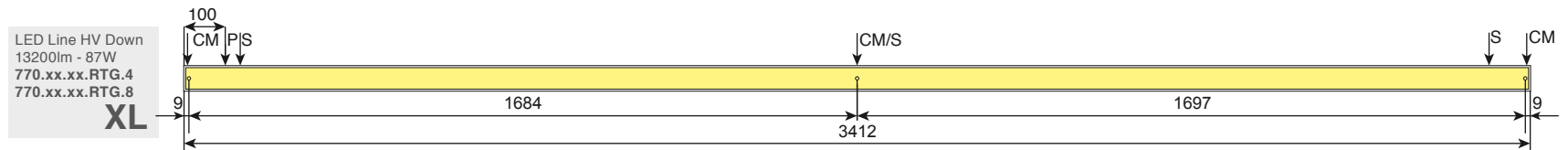
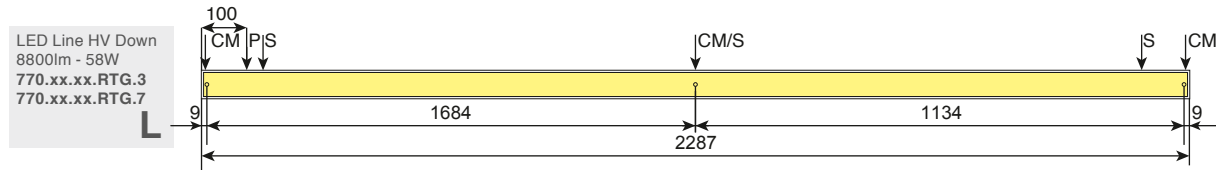


Driver



Power connection



CM: Ceiling Mounting P: Power (230V) S: Suspension



Non dim.
N blue
┴ yellow-green
L red

1-10V
N blue
┴ yellow-green
L red
DIM 1-10V+ brown
DIM 1-10V- white

DALI / Touch
N blue
┴ yellow-green
L red
DALI / Touch brown
DALI / N white

Custom wiring see p.201